



**THE ADVENT SCHOOL**  
**WINTER BREAK HOMEWORK ASSIGNMENTS**  
**SESSION (2024-25)**

**NAME - \_\_\_\_\_ CLASS – Nursery**



*There's nothing better  
Than curling up with  
a good book and sitting  
In front of the fire on  
Winter evenings.*

# BOOKS & NOTEBOOKS WORK

**\*कविताएँ याद करें।**

डॉक्टर भैया

बंदर चला ससुराल

**\*Learn rhymes**

ABC

MonKey

Roses

**\*Capital letters**


Do pg no 54 ,55 68,69 70 71 and 72

**\*Maths**

Do pg no 47, 48 , 49,50,51,52,53,54,55 and 56



**1. Write the alphabets A to Z.**

The page contains ten sets of horizontal lines for handwriting practice. Each set consists of three lines: a top red line, a middle blue line, and a bottom red line. These lines are spaced evenly down the page to provide a guide for letter height and placement.

2. See the picture and write the first letter.



\_\_\_\_\_

\_\_\_\_\_

\_\_\_\_\_



\_\_\_\_\_

\_\_\_\_\_

\_\_\_\_\_



\_\_\_\_\_

\_\_\_\_\_

\_\_\_\_\_



\_\_\_\_\_

\_\_\_\_\_

\_\_\_\_\_



\_\_\_\_\_

\_\_\_\_\_

\_\_\_\_\_



\_\_\_\_\_

\_\_\_\_\_

\_\_\_\_\_



\_\_\_\_\_

\_\_\_\_\_

\_\_\_\_\_



\_\_\_\_\_

\_\_\_\_\_

\_\_\_\_\_



\_\_\_\_\_

\_\_\_\_\_

\_\_\_\_\_



\_\_\_\_\_

\_\_\_\_\_

\_\_\_\_\_



\_\_\_\_\_

\_\_\_\_\_

\_\_\_\_\_



\_\_\_\_\_

\_\_\_\_\_

\_\_\_\_\_



\_\_\_\_\_

\_\_\_\_\_

\_\_\_\_\_



\_\_\_\_\_

\_\_\_\_\_

\_\_\_\_\_

3. Write the between letters.

A		C
---	--	---

G		I
---	--	---

D		F
---	--	---

J		L
---	--	---

K		M
---	--	---

M		O
---	--	---

O		Q
---	--	---

P		R
---	--	---

S		U
---	--	---

W		Y
---	--	---

B		D
---	--	---

U		W
---	--	---

4. Write the missing letters.

A			D
	F		
I		K	
	N		P
Q		S	
	V		X
	Z		

5. Match the letter to their given picture.

N

M


H

I

J

K

L





1. अ से अ: तक लिखें

---

---

---

---

---

---

---

---

---

---

---

---

---

---

---

---

---

---

---

---

---

---

---

---

---

---

2. अक्षर देखकर उसके सही चित्र से मिलान करे



क छ घ



ख थ ब



ट ग ज



घ ठ त



थ र च



ठ छ झ



घ ठ त

थ र च


ठ छ झ



झ त घ



ट ठ घ



र थ ढ



ट त ठ



थ ठ झ



घ ठ द

3. दिए गए व्यंजनों को अनुरेखण करे।

क ख ग घ ङ

च छ ज झ ञ

ट ठ ड ढ ण

त थ द ध न

प फ ब भ म

य र ल व श

ष स ह क्ष त्र

श

4. अक्षर देखकर उसके सही चित्र से मिलान करे।

त

•

•



थ

•

•



द

•

•



ध

•

•



न

•

•



प

•

•






1. Write counting from 11 to 20.

11						
12						
13						
14						
15						
16						
17						
18						
19						
20						


2.Count and colour the correct number.



**12** **16** **17**




**12** **18** **16**




**13** **20** **17**



**17** **16** **18**



**16** **18** **20**



**18** **19** **20**

3. Write the between numbers.

1 ○ 3

10 ○ 12

4 ○ 6

12 ○ 14

5 ○ 7

13 ○ 15

3 ○ 5

15 ○ 17

8 ○ 10









17 ○ 19

6 ○ 8




18 ○ 20



1. Circle the next pattern.

 <p>A sequence of four items on dashed lines: a yellow duck, a yellow butterfly, a yellow duck, and a yellow butterfly. The fifth position is a red question mark.</p>	 <p>A yellow duck followed by a yellow butterfly.</p>
 <p>A sequence of four items on dashed lines: a yellow balloon, a green balloon, a yellow balloon, and a green balloon. The fifth position is a red question mark.</p>	 <p>A green balloon followed by a yellow balloon.</p>
 <p>A sequence of four items on dashed lines: a red sock, a green sock, a red sock, and a green sock. The fifth position is a red question mark.</p>	 <p>A red sock followed by a green sock.</p>
 <p>A sequence of four items on dashed lines: a pink ice cream, an orange ice cream, a pink ice cream, and an orange ice cream. The fifth position is a red question mark.</p>	 <p>A pink ice cream followed by an orange ice cream.</p>

2. Circle the odd one out.





3. Find the vegetable and colour them.



#### 4. Follow **GOOD HABITS.**





1. Colour the given picture



1

2. Make a Penguin and paste cotton balls.

