



THE ADVENT SCHOOL
WINTER BREAK HOMEWORK ASSIGNMENTS
SESSION (2024-25)

NAME - _____ CLASS – PREP SENIOR



“There’s nothing better
Than curling up with
a good book and sitting
In front of the fire on
Winter evenings.”

BOOKS & NOTEBOOKS WORK

Do following page no. in your book.

✓ **Math Magic:** - Pg. No. 100 to 107.

✓ **Magic Colours** :- Pg. No. 22, 24, 25, 26, 27, 29.

**# Learn all the work done in your books
and notebooks.**

ENGLISH

1. Tick the correct preposition :- In/ On/ Under.



- in
- on
- under



- in
- on
- under



- in
- on
- under



- in
- on
- under



- in
- on
- under



- in
- on
- under



- in
- on
- under



- in
- on
- under

2. Fill in the blanks with a or an.

a

an

1. It is _____ bag.



2. It is _____ iron.

3. It is _____ pumpkin.



4. It is _____ book.

5. It is _____ aircraft.



6. It is _____ rocket.

7. It is _____ acorn.



8. It is _____ candle.

9. It is _____ mailbox.



10. It is _____ iguana.



3. Look at the pictures and write the correct word from the help box.

three duck math sheep teeth chocolate black bath
clock swing cheese sock truck sheep chick sandwich


































4. Pick up the word and write under the correct sound word.

ch	wh	ph	sh	th

photo chart chess phone throw phantom
short when shell chop white
whip shut what thirty chip


5. Complete the following sentences by using - **This –That – These - Those**

1- _____ is an apple. 


2- _____ are books.  



3- _____ is a horse.  


4- _____ is a house. 


5- _____ are sneakers. 

6- _____ is an airplane.  

7- _____ is a bus. 

8- _____ are roses.  

9- _____ are bees. 

10- _____ is a fish. 

11- _____ is a cat.  

6. Find any 5 words from the given picture and write them in the lines given below.



हिंदी

1. चित्र देखकर रिक्त स्थान पूरे करें।

• यह..... का पेड़ है।



• यह मेरा है।



• वह एक है।



• यह हरे रंग का..... है।



• यह..... है।



•फलों का राजा है।



• यह एक है।



2. चित्र पहचान कर उचित मात्रा लगाएं।



टपी



लालटन



समसा



कबतर



कआ



जादगर



लकी

3. दिए गए प्रश्नों के सही विकल्प पर गोला करें।

१. जो सब्जी नहीं है –

अदरक

अजगर

कटहल

परवल

२. जो बरतन नहीं है –

कलम

जग

कलश

थरमस

३. जिसको पी नहीं सकते –

जल

रस

शरबत

शहर

४. जिसमें रह नहीं सकते –

घर

भवन

बतख

महल

५. जो वाहन नहीं है –

रथ

बस

नल

टमटम

4. खाली स्थान पर सही शब्द चुनकर लिखें ।

घर । (चल/हल)

यह चख । (घर/फल)

..... तक चल । (शहद/महल)

..... मत कर । (सड़क /बहस)

फसल गई । (कट/मटर)

घर पढ़ । (चलकर /सरकस)

जय पर चल । (नल /पथ)

यश पर चढ़ । (टब/ बस)


..... आम पक गए । (दस/ कट)

अब चल । (पल/ घर)

सब कह । (सच/कप)


5. दिए गए चित्र में से कोई पांच शब्द ढूंढकर लिखिए ।





1. Write the name for the following shapes.

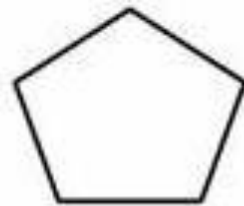
triangle	square	circle	rectangle	oval
heart	diamond	moon	star	pentagon



1.



2.




3.




4.



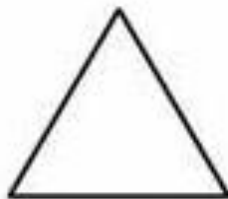
5.




6.




7.



8.



9.



10.

2. Fill the boxes as directed.

Before	Between		After
	13		15
	42		44
	25		27
	18		20
	29		31
	51		53
	13		15
	36		38
	11		13
	48		50

3. Arrange the following numbers in ascending order.

1. 19, 89, 57, 75

--	--	--	--

2. 88, 99, 19, 90

--	--	--	--

3. 55, 60, 65, 56

--	--	--	--

4. 42, 12, 34, 84

--	--	--	--

5. 80, 89, 90, 98

--	--	--	--

6. 77, 37, 73, 13

--	--	--	--

4. Arrange the following numbers in descending order.

1. 9, 19, 17, 75

2. 88, 79, 21, 70

3. 25, 40, 15, 51

4. 2, 13, 24, 48

5. 70, 99, 90, 98

6. 66, 33, 77, 55

5. Find out and encircle the number names (1 to 10) from the given puzzle.

1

2

3

4

5

6

7

8

9

10

O	T	N	S	E	V	E	N
N	S	I	E	F	O	U	R
E	X	N	P	R	T	W	O
O	S	E	Z	Q	J	G	Y
T	H	R	E	E	T	U	F
E	S	P	W	R	L	H	I
N	S	P	S	I	X	U	V
O	X	E	I	G	H	T	E



1. Complete the spellings of the week days name.

M n d y

T u s a y

W d e d a y

T u r d a

F r d y

S t u d a

S n a y

2. Write the names for the given colours.



3. Find out the winter word search from the given puzzle.



Winter Word Search

Q	W	R	C	O	L	D	W
M	I	T	T	E	N	S	I
E	N	J	T	L	S	N	N
H	T	P	E	Q	C	O	L
A	E	K	N	S	Y	W	M
T	R	Q	C	O	A	T	I




- | | |
|--------|---------|
| Winter | Hat |
| Cold | Coat |
| Snow | Mittens |

4. Write the name of the given actions from the help box..

- Read
- Play
- Swim
- Sleep
- Eat
- Jump
- Write
- Climb
- Run
- Sing
- Laugh
- Exercise



5. Make a collage with pictures of sources of water.





1. Make a step-by-step colorful model of the story
“The Monkey and the Crocodile”.

Instructions:

1. Materials Required:

- A4 sheets or a chart paper
- Color pencils, crayons, or paints
- Scissors, glue, and craft items (optional: cotton, glitter, etc.)

2. Steps to Create the Story Model:

- Divide the sheet/chart into 4 sections or frames (Like a comic strip).
- In each section, draw and color the important scenes of the story.

Scene 1: The monkey on the tree with the crocodile in the river.

Scene 2: The crocodile’s wife demanded to eat the Monkey’s heart.

Scene 3: The monkey realizing the crocodile’s plan and tricking him.

Scene 4: The monkey safely returning to the tree.

3. Decoration (Optional):

- Use cotton for clouds or water.
- Add glitter for the sun or river.
- Paste cutouts of trees or fruits for extra creativity.

4. Submission:

- Submit your work after winter break ends.
- Be creative and neat!

This activity will help enhance their creativity while reinforcing the story.

_