



THE ADVENT SCHOOL
SUMMER VACATIONS HOMEWORK ASSIGNMENTS
SESSION - 2024-25
CLASS - PREP JUNIOR



*Summer days are really long,
As you sing your favorite summer song,
The heat of sun can impact the skin,
With that sweat & that grin,
Summers are the time to rejoice,
With some wholesome family joys,
Coz summers are here to stay.*

Happy Summers!!!

Dear Parents,

Holidays are always a welcome break from the normal routine and we all look forward to them. They give us opportunity to pursue all those activities that we enjoy but never found enough time to indulge in. This year, the holiday homework has been especially designed to strengthen the concepts taken up in ongoing themes and to ensure your maximum participation in your child's development plan. Care has been taken to plan worksheets that would help to build senses, enrich vocabulary, enhance creativity as well as thinking skills among children.

Make sure that you click photographs of your child while doing all these activities with him/ her. Create a collage of all the clicked pictures and send it to us so that we can celebrate his/ her accomplishments when the school reopens.

We wish you a very happy and fruitful family time during this vacation and hope you have fun sharing the homework with your child.

Best regards

IMPORTANT GUIDELINES

Language development:

- Introduce different story books, picture books to your child and discuss the things seen in the pictures.
- Narrate simple stories to your child and help to recall some characters and incidents of the story by asking simple, relevant questions.
- Encourage your child to speak these common statements in English like- "Mom, please give me something to eat.", "Please give me a glass of water.", "Please trim my nails.", "Can I watch T.V.?", "I am feeling sleepy.", "Can I go to bed?", etc.
- Encourage your child to speak magic words frequently like 'Thank you', 'Please', 'Excuse me' and 'Sorry'.
- Encourage your child to wish people properly saying "Hello Uncle/ Aunty, how are you?".
- Encourage your child to wish all elders good morning, good afternoon, good evening and good night.
- You can also train them to follow simple instructions like - Open the door, shut the door, eat your food, drink your milk, go to sleep, don't watch too much T.V., brush your teeth, do your work, etc.

Social development:

- Encourage your child to converse freely with parents and siblings.
- Encourage your child to help you in laying the table for dinner.
- Guide the child to keep his/ her toys and belongings back in their place.
- Help your child plant a plant sapling.
- Encourage him/ her to make his/ her own cold cereal.

ENGLISH

Learn Rhymes (Two in one)

Page no: - 1, 4, 5, 8

➤ Learn alphabets with chart: -



Q.1 Write alphabets from A to Z.

The page contains 15 sets of horizontal lines for handwriting practice. Each set is composed of three lines: a top red line, a middle blue line, and a bottom red line. These lines are spaced evenly down the page to provide a guide for writing the uppercase alphabet from A to Z.

Q.2 Write the missing alphabets.

.

B

.

D

.

F

.

H

.

J

.

L

.

N

.

P

.

R

.

T

.

V

.

X

.

.

Q.3 Match the following alphabets with correct pictures.

A

H

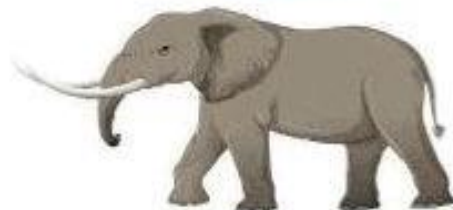
S

M

R

D

E



HINDI

- कविता याद करे पृष्ठ सं० (2, 3, 6, 7)।

Q4. अ से अः तक लिखें।

खाली जगह पर सही अक्षर लिखो।

अ — इ उ

— ऋ ए ओ

— अं —

Q5. नीचे दिए गए व्यंजनों को लिखें।

क

क क क क क क क क

ख

ख ख ख ख ख ख ख ख

ग

ग ग ग ग ग ग ग ग

घ

घ घ घ घ घ घ घ घ

ङ

ङ ङ ङ ङ ङ ङ ङ ङ

च

च च च च च च च च

छ

छ छ छ छ छ छ छ छ

ज

ज ज ज ज ज ज ज ज

Q.7 चित्र देखकर सही अक्षर पर गोला लगाए ।



आ

अ

ऊ

इ



इ

ई

ऊ

उ



उ

ऊ

इ

ई



आ

उ

इ

ऊ



ऊ

अ

ऊ

ई




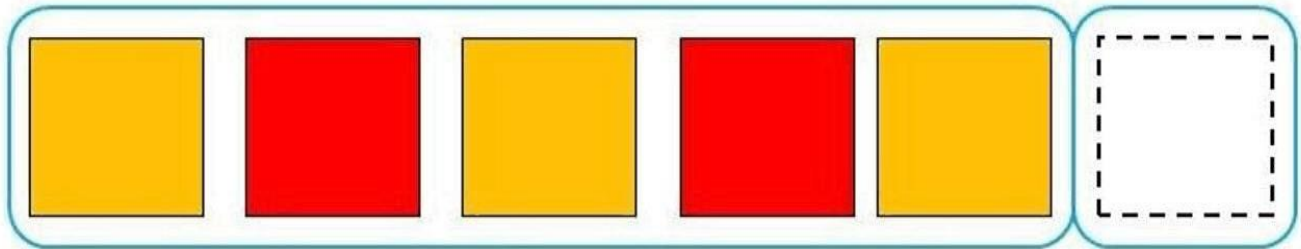
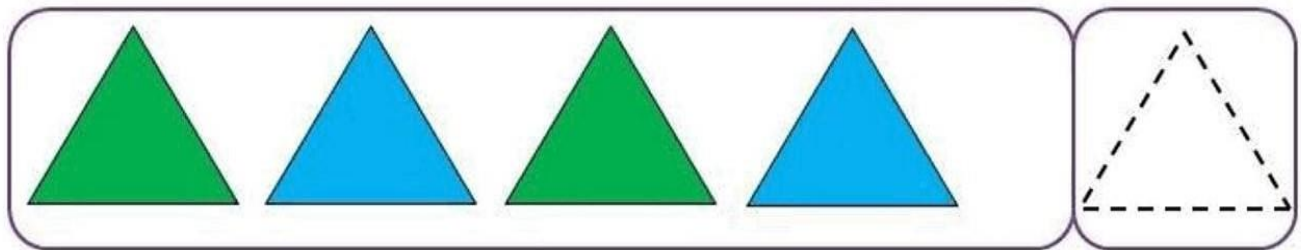
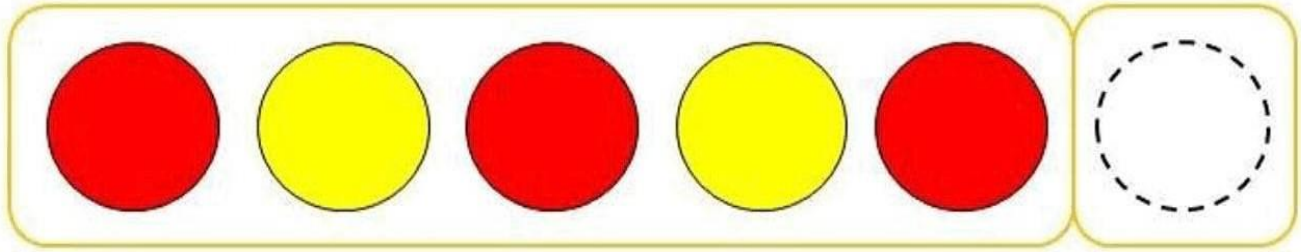
ऊ

अ

आ

अ

Q.9 Trace the given shapes and fill the next colour.



Q.10 Count and match with correct numbers.



11



16



10




12




18

Q.11 Colour the taller object.



Q.12 Color the smaller animal



Q.13 Write after, before or between.

___, 9

2, ___, 4

5, ___

___, 4

4, ___, 6

7, ___

___, 5

6, ___, 8

6, ___

___, 10

3, ___, 5

2, ___

___, 6

9, ___, 11

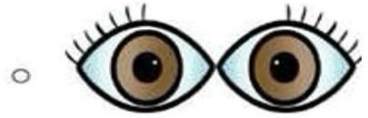
8, ___

EVS

Q.14 Match the sense organs.



○




○



○

○



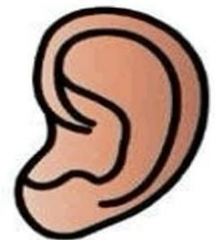
○

○



○

○



○



○



Q.15 Match the same pictures.



Q.16. Circle the odd one out.



ACTIVITY TIME

- Do vegetable painting-



- Take different types of vegetables.
- Cut them and dip in water colours to make vegetable prints.
- Do it in your scrapbook.

- Make faces on ice cream sticks and paste in scrapbook.



ART WORK

In your 'Magic colour' book, complete page no 28,29,30 and 31

Q.17 Color the given picture-

