



**THE ADVENT SCHOOL**  
**SUMMER VACATIONS HOMEWORK ASSIGNMENTS**  
**SESSION - 2024-25**  
**CLASS – PREP SENIOR**

**NAME :-** \_\_\_\_\_



*Summer days are really long,  
As you sing your favorite summer song,  
The heat of sun can impact the skin,  
With that sweat & that grin,  
Summers are the time to rejoice,  
With some wholesome family joys,  
Coz summers are here to stay.  
Happy Summers!!!*

**Dear Parents,**

Holidays are always a welcome break from the normal routine and we all look forward to them. They give us opportunity to pursue all those activities that we enjoy but never found enough time to indulge in. This year, the holiday homework has been especially designed to strengthen the concepts taken up in ongoing themes and to ensure your maximum participation in your child's development plan. Care has been taken to plan worksheets that would help to build senses, enrich vocabulary, enhance creativity as well as thinking skills among children.

Make sure that you click photographs of your child while doing all these activities with him/ her. Create a collage of all the clicked pictures and send it to us so that we can celebrate his/ her accomplishments when the school reopens.

We wish you a very happy and fruitful family time during this vacation and hope you have fun sharing the homework with your child.

**Best regards**

### **IMPORTANT GUIDELINES**

#### **Language development:**

- Introduce different story books, picture books to your child and discuss the things seen in the pictures.
- Narrate simple stories to your child and help to recall some characters and incidents of the story by asking simple, relevant questions.
- Encourage your child to speak these common statements in English like- "Mom, please give me something to eat.", "Please give me a glass of water.", "Please trim my nails.", "Can I watch T.V.?", "I am feeling sleepy.", "Can I go to bed?", etc.
- Encourage your child to speak magic words frequently like 'Thank you', 'Please', 'Excuse me' and 'Sorry'.
- Encourage your child to wish people properly saying "Hello Uncle/ Aunty, how are you?".
- Encourage your child to wish all elders good morning, good afternoon, good evening and good night.
- You can also train them to follow simple instructions like - Open the door, shut the door, eat your food, drink your milk, go to sleep, don't watch too much T.V., brush your teeth, do your work, etc.

#### **Social development:**

- Encourage your child to converse freely with parents and siblings.
- Encourage your child to help you in laying the table for dinner.
- Guide the child to keep his/ her toys and belongings back in their place.
- Help your child plant a plant sapling.
- Encourage him/ her to make his/ her own cold cereal.

## **ENGLISH**

- Phono Drill English Writing Skills- Do Pg. No. 18 to 37.
- Learn all the rhymes.

## **HINDI**

- हिंदी रचना में पृष्ठ संख्या 18 से 21 तक करें।
- कविताएं याद करें ।

## **MATHS**

- Math Magic- Do Pg. No. 50, 51, 58, 59, 60, 61, 66, 69.

## **EVS**

- Revise all the book work on Pg. No. 4, 5, 7, 8, 9, 10, 11.
- Learn all the notebook work.

## **ART**

- Magic Colour book- colour the pages 6 to 10.

ENGLISH

Q1. Fill in the missing alphabets.

A \_ \_ C D \_ \_ F

G H I J \_ \_ L

\_ \_ N O \_ \_ R

S \_ \_ U V \_ \_ X

Y \_ \_



Q2. Complete the given words using vowels.

*a*

*e*

*i*

*o*

*u*



\_\_GG



\_\_WL



P\_\_E



\_\_PPLE



CL\_\_CK



DR\_\_M



N\_\_T



P\_\_N



C\_\_KE



J\_\_T



B\_\_KE



\_\_AR



B\_\_G



FL\_\_G



WH\_\_ \_\_L




T\_\_P

Q3. Read the Vowels and Consonants given in table below and circle the pictures which begin with vowel sound.

vowels : a , e , i , o , u

consonants : b , c , d , f , g , h , j , k ,  
l , m , n , p , q , r , s , t ,  
v , w , x , y , z .



Q4. Change the first alphabet of each word to 'W' and write the new word in the given clouds.

NET — [ ]



JAR — [ ]

PIN — [ ]

BALL — [ ]

BELL — [ ]

TAX — [ ]

TON — [ ]

GOLF — [ ]







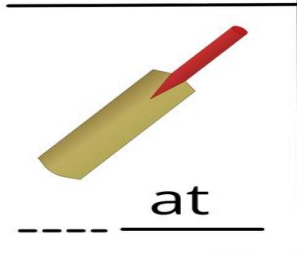
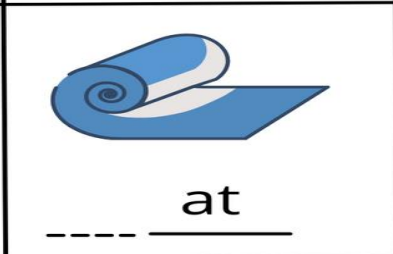

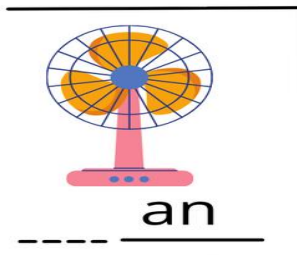
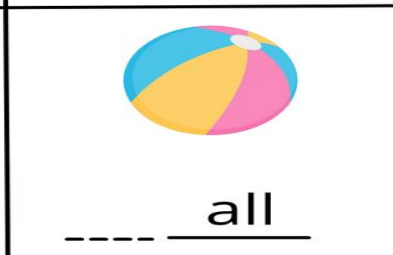
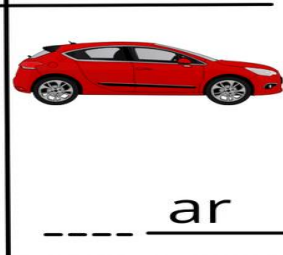
FIRE — [ ]

MIND — [ ]

Q5. Write the next alphabet.

a, b, _____	h, i, _____
p, q, _____	m, n, _____
s, t, _____	b, c, _____
l, m, _____	x, y, _____
q, r, _____	t, u, _____

Q6. Write the first letter of the given pictures.

 _____nt	 _____ion	 _____at
 _____at	 _____at	 _____ut
 _____an	 _____all	 _____ar
 _____ite	 _____ango	 _____ug



Q7. Tick the correct vowel sound of the given pictures.



a e i



a e i



a e i



a e i



a e i



a e i



a e i



a e i




a e i

10

a e i



a e i



a e i



a e i



a e i

HINDI

1.

अ से अः तक लिखो।

2.

खाली जगह पर सही अक्षर लिखो।

अ — इ उ

— ऋ ए ओ

— अं —

3. रिक्त स्थान भरिए।

क

ग

ङ

छ

झ

ट

ड

ण

थ

ध

प

ब

र

व

श

ह

त्र

श्र

4. अक्षरों को जोड़कर शब्द लिखें ।

च + ल =

न + ल =

ज + ल =

द + स =

ध + न =

प + ढ =

क + न + क = .....

प + ट + क = .....

प + क + ड = .....

प + ल + ट = .....

स + र + स = .....

ज + त + न = .....

## चार अक्षर वाले शब्दों का अभ्यास करो

न + ट + ख + ट = .....

प + च + प + न = .....

ब + च + प + न = .....

ग + र + द + न = .....

अ + च + क + न = .....

न + ट + ख + ट = .....

प + न + घ + ट = .....

5. वर्ग पहेली सुलझाएं।

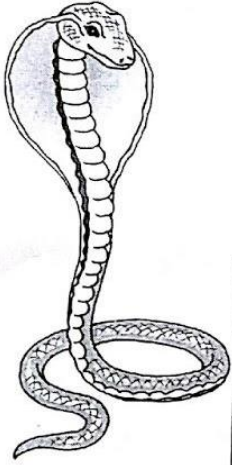
वर्ग पहेली



घ



ल



फ



स

श

न



त



र














6. चित्र देखकर सही शब्द लिखें ।



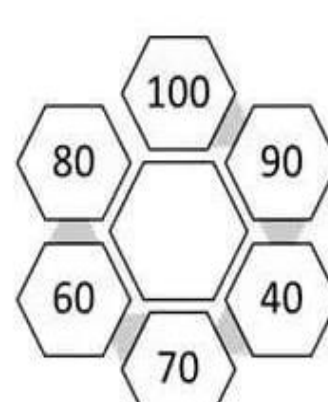
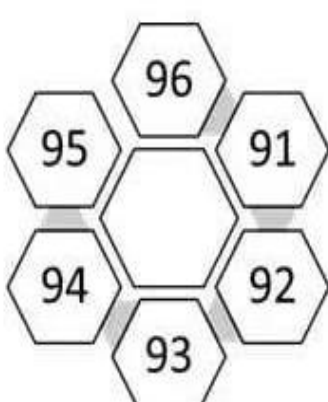
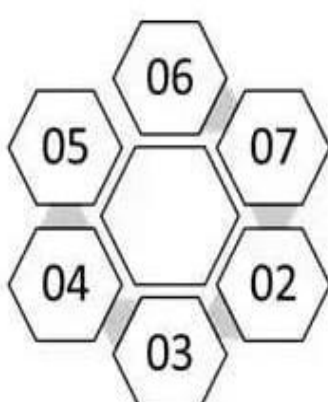
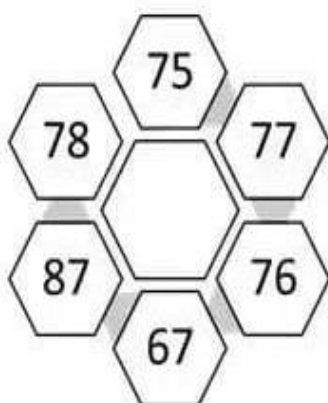
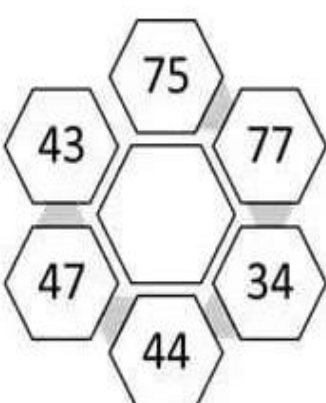
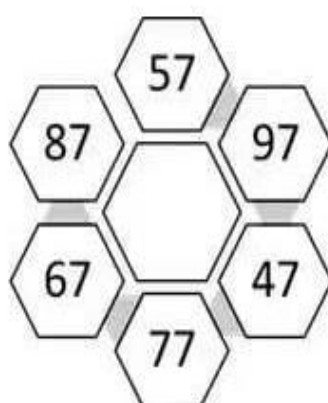
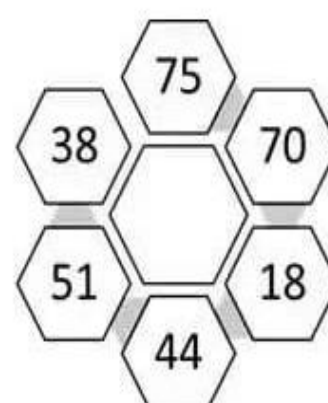
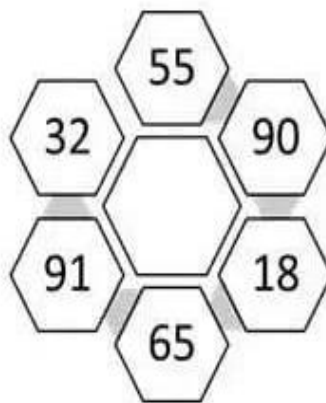
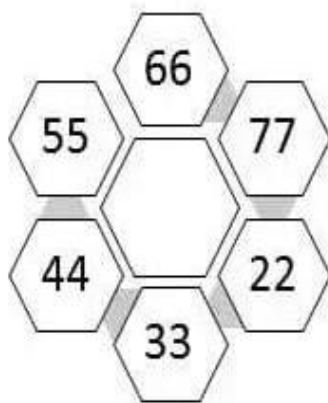
## MATHS

Q1. Colour the circle of the biggest number.





**Q.2 Write the biggest number in center.**



**Q3. Write the after, between and before numbers.**

19	
29	
9	
10	
39	
40	
34	
49	
14	
27	

39		41
20		22
38		40
18		20
29		31
48		50
19		21
24		26
10		12
44		46

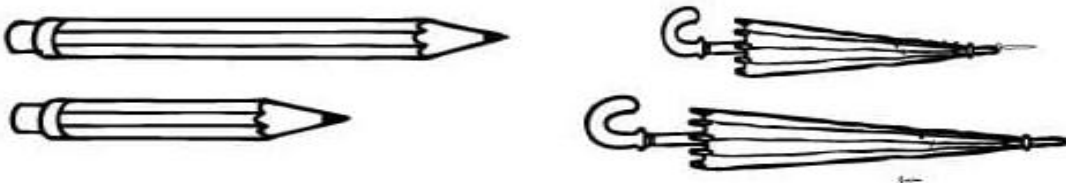
	30
	11
	20
	47
	50
	44
	35
	40
	21
	17

**Q4. Answer the following concepts.**


1. Color the shorter object blue and the taller object red.



2. Color the shorter object yellow and the longer object green.



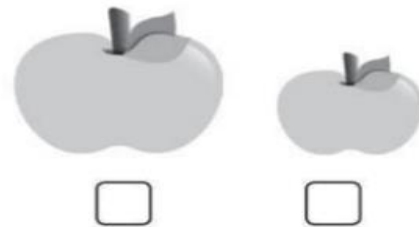
3. Color the higher object pink and the lower object orange.




1. Tick (✓) the smaller ball.




4. Tick (✓) the bigger apple.



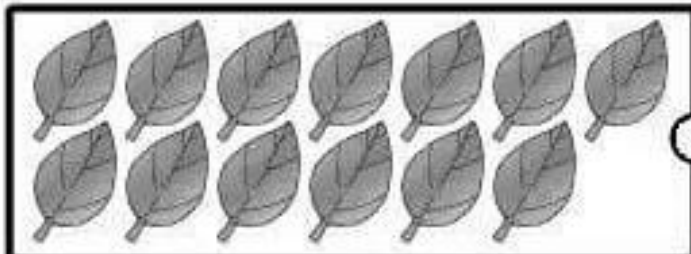
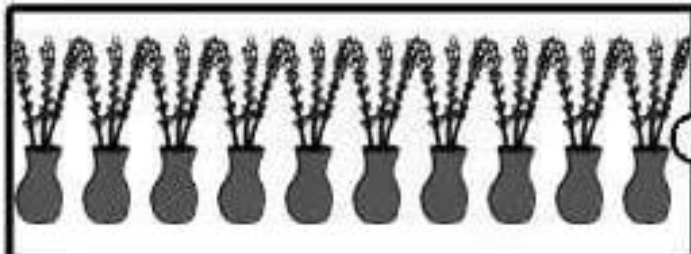

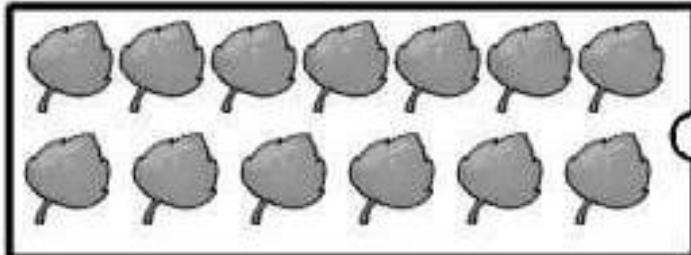
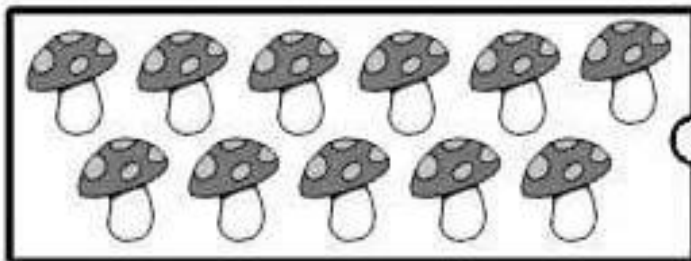
2. Tick (✓) the bigger duck.



5. Tick (✓) the smaller animal.



Q5. Count the pictures and match.



10

11

12





13








14








15










Q6. Decode and encode the pictures.

			
1	2	3	4


						


						

EVS


Q1. Colour the pictures according to the numbers.




Q2. Look at the picture below and tick the correct option.




Watermelon   
Cherry   
Strawberry




Apple   
Cherry   
Orange




Banana   
Pear   
Plum




Cucumber   
Strawberry   
Eggplant




Avocado   
Broccoli   
Grapes




Pumpkin   
Lettuce   
Apple



Papaya   
Mango   
Grapes



Grapes   
Melon   
Apple




Pear   
Peach   
Grapes


**Q3. Write the number of body parts that you have.**


**I have**   **eyes**

**I have**   **mouth**

**I have**   **ears**

**I have**   **fingers**

**I have**   **legs**

**I have**   **arms**

**I have**   **toes**
















**I have**   **nose**




**Q4. Classify the fruits and vegetables from the pictures given below.**

**CLASSIFY THE FRUITS AND VEGETABLES**

<b>FRUITS</b>	<b>VEGETABLES</b>

<b>Banana</b> 	<b>Broccoli</b> 	<b>Pear</b> 	<b>Tomato</b> 	<b>Orange</b> 
<b>Avocado</b> 	<b>Pineapple</b> 	<b>Potato</b> 	<b>Strawberry</b> 	<b>Cucumber</b> 
<b>Onion</b> 	<b>Grapes</b> 	<b>Cherry</b> 	<b>Corn</b> 	<b>Mango</b> 

Q5. Find and circle the given spellings in the puzzle.



carrot

tomato

onion

potato

corn

peas

radish

pumpkin

spinach

garlic

## ACTIVITY

### ❖ **A small contribution to our Environment, On 5<sup>th</sup> June, 2024: -**

- Plant a sapling in a small pot and water it on a daily basis.
- Also click your picture with it.
- Observe the growth of the plant.
- After 25 days, take another picture. Now paste both the pictures in your scrapbook and mention the dates above both pictures.

### ❖ **A day to highlight the importance of 'YOGA' - 21<sup>st</sup> June on International Yoga Day.**

- Perform any 4 yogasana with your family members.
- Get a picture clicked while performing the same and paste it in your scrapbook.
- You may choose from the following-
  - Prayer pose
  - Tree pose
  - Chair pose
  - Plank pose
  - Crook pose
  - Cat pose
  - Lotus pose
  - Cobra pose

